

**ACCOUNTING STATEMENTS OF UNIT LINKED FUNDS
(UN-AUDITED)
UNDER UNIT LINKED PRODUCT & FUND RULES, 2015
FOR THE YEAR ENDED DECEMBER 31, 2023**


JUBILEE LIFE INSURANCE COMPANY LIMITED
STATEMENT OF NET ASSETS - (UN-AUDITED)
AS AT DECEMBER 31, 2023

	Jubilee Life Balanced Fund	Jubilee Life Aggressive Fund	Meesaq Balanced Fund	Jubilee Life Government Securities Fund	Balanced Takaful Fund	Aggressive Takaful Fund	Takaful Income Fund	Takaful Balance Fund	TOTAL
Cash and bank balances	478,897	1,393,859	86,954	581,355	333,271	119,123	299,323	60,396	3,353,178
Investments									
- Government securities	64,665,378	18,932,423	4,318,788	19,975,467	16,569,460	8,573,617	3,327,093	647,425	137,009,651
- Other fixed income securities	5,449,406	-	267,657	-	655,588	363,477	-	7,874	6,744,002
- Listed securities	2,325,970	5,472,951	-	-	-	1,037,001	-	-	8,835,922
- Open ended mutual funds	-	-	277,712	-	353,496	1,164,660	-	66,651	1,862,519
	72,440,754	24,405,374	4,864,157	19,975,467	17,578,544	11,138,755	3,327,093	721,950	154,452,094
Dividend receivable	-	-	-	-	-	-	-	-	-
Interest / profit accrued	1,497,782	372,255	146,935	345,884	677,530	389,830	143,550	26,913	3,600,679
Other receivables	-	-	-	-	-	-	-	-	-
TOTAL ASSETS	74,417,433	26,171,488	5,098,046	20,902,706	18,589,345	11,647,708	3,769,966	809,259	161,405,951

(Rupees in '000)

These accounting statements have been prepared in accordance with the requirements of Rule 12 of the Unit Linked Product & Fund Rules, 2015.



Omer Farooq
 Chief Financial Officer



Javed Ahmed
 Managing Director &
 Chief Executive Officer

**JUBILEE LIFE INSURANCE COMPANY LIMITED
STATEMENT OF CHANGES IN NET ASSETS - (UN-AUDITED)
FOR THE YEAR ENDED DECEMBER 31, 2023**

	Jubilee Life Balanced Fund	Jubilee Life Aggressive Fund	Meesaq Balanced Fund	Jubilee Life Government Securities Fund	Balanced Takaful Fund	Aggressive Takaful Fund	Takaful Income Fund	Takaful Balance Fund	TOTAL
Fund balance brought forward from previous valuation date	80,088,822	23,373,614	6,094,213	11,989,118	15,438,671	11,021,065	1,379,715	452,749	149,837,967
----- (Rupees in '000) -----									
New Investments in the funds	8,216,815	3,883,009	471,545	6,366,109	3,476,962	1,915,568	2,517,091	396,419	27,243,518
Redemption from funds during the year	(25,765,528)	(6,621,681)	(2,292,194)	(309,245)	(3,055,201)	(3,088,100)	(535,499)	(145,273)	(41,812,721)
	(17,548,713)	(2,738,672)	(1,820,649)	6,056,864	421,761	(1,172,532)	1,981,592	251,146	(14,569,203)
Investment income earned during the year	11,367,606	3,218,667	901,025	2,991,754	2,630,559	1,466,361	414,197	101,610	23,091,779
Interest / profit income	168,344	750,692	1,514	-	25,565	176,444	-	898	1,123,457
Dividend income	-	-	-	-	-	-	-	-	-
Tax on dividend income	(229,119)	273,184	11,919	64,914	280,118	(4,551)	1,194	8,930	406,589
Gain / (loss) on disposal of investments	344,132	1,681,873	(17,987)	38,845	15,486	333,178	22,162	4,119	2,421,808
(Decrease) / increase in unrealized gains / (losses)	1,375,013	(2,734)	12,426	(1,245)	29,273	1,892	4,260	(853)	1,418,032
Amortization of premium / (discount)	13,025,976	5,921,682	908,897	3,094,268	2,981,001	1,973,324	441,813	114,704	28,461,665
Expenses	1,140,205	359,422	83,689	237,212	251,020	165,344	33,048	9,301	2,279,241
Investment management charges	8,447	25,714	726	332	1,068	8,805	106	39	45,237
Other Charges	1,148,652	385,136	84,415	237,544	252,088	174,149	33,154	9,340	2,324,478
Fund balance carried forward to next valuation date	74,417,433	26,171,488	5,098,046	20,902,706	18,589,345	11,647,708	3,769,966	809,259	161,405,951

These accounting statements have been prepared in accordance with the requirements of Rule 12 of the Unit Linked Product & Fund Rules, 2015.


Omer Farooq
Chief Financial Officer


Javed Ahmed
Managing Director &
Chief Executive Officer

**JUBILEE LIFE INSURANCE COMPANY LIMITED
STATEMENT OF INVESTMENT PERFORMANCE MEASUREMENT - (UN-AUDITED)
FOR THE YEAR ENDED DECEMBER 31, 2023**

For the year ended December 31, 2023

Full Name	Launch Date	Type of Fund	Bid Price at the beginning of the period (a)	Bid Price at the end of the period (b)	Investment Yield % (Y = b / a X 100)
Jubilee Life Balanced Fund	31-Dec-96	Balanced Fund	1,361.5783	1,594.2023	17.08%
Jubilee Life Aggressive Fund	28-Jul-04	Equity Fund	664.3027	833.8021	25.52%
Meesaq Balanced Fund	27-Mar-08	Non-interest bearing Investment	1,203.0158	1,397.4091	16.16%
Jubilee Life Government Securities Fund	01-Jun-09	Capital Protected Fund	1,611.5902	1,918.7569	19.06%
Balanced Takaful Fund	07-Jul-15	Shariah Compliant Balanced Fund	772.5403	907.3757	17.45%
Aggressive Takaful Fund	07-Jul-15	Shariah Compliant Equity Fund	595.0578	699.5530	17.56%
Takaful Income Fund	01-Aug-21	Shariah Compliant Capital Protected Fund	550.5596	653.8126	18.75%
Takaful Balance Fund	01-Aug-21	Shariah Compliant Balanced Fund	548.9771	647.8657	18.01%

The yield represents the absolute return of the funds for the period ended December 31, 2021.

The Previous Five Years (From December 31, 2018 to December 31, 2023)

Full Name	Launch Date	Type of Fund	Bid Price at the beginning of the period (a)	Bid Price at the end of the period (b)	Investment Yield % (Y = b / a X 100)
Jubilee Life Balanced Fund	31-Dec-96	Balanced Fund	1,069.0671	1,594.2023	49.12%
Jubilee Life Aggressive Fund	28-Jul-04	Equity Fund	795.4741	833.8021	4.82%
Meesaq Balanced Fund	27-Mar-08	Non-interest bearing Investment	993.7537	1,397.4091	40.62%
Jubilee Life Government Securities Fund	01-Jun-09	Capital Protected Fund	1,047.5320	1,918.7569	83.17%
Balanced Takaful Fund	07-Jul-15	Shariah Compliant Balanced Fund	606.4714	907.3757	49.62%
Aggressive Takaful Fund	07-Jul-15	Shariah Compliant Equity Fund	614.9748	699.5530	13.75%
Takaful Income Fund	01-Aug-21	Shariah Compliant Capital Protected Fund		Not Applicable	
Takaful Balance Fund	01-Aug-21	Shariah Compliant Balanced Fund		Not Applicable	

The yield represents the absolute return of the funds over the five year period, where applicable


The Previous Ten Years (From December 31, 2013 to December 31, 2023)

Full Name	Launch Date	Type of Fund	Bid Price at the beginning of the period (a)	Bid Price at the end of the period (b)	Investment Yield % (Y = b / a X 100)
Jubilee Life Balanced Fund	31-Dec-96	Balanced Fund	762.9900	1,594.2023	108.94%
Jubilee Life Aggressive Fund	28-Jul-04	Equity Fund	460.9600	833.8021	80.88%
Meesaq Balanced Fund	27-Mar-08	Non-interest bearing Investment	710.8700	1,397.4091	96.58%
Jubilee Life Government Securities Fund	01-Jun-09	Capital Protected Fund	730.2600	1,918.7569	162.75%
Balanced Takaful Fund	07-Jul-15	Shariah Compliant Balanced Fund		Not Applicable	
Aggressive Takaful Fund	07-Jul-15	Shariah Compliant Equity Fund		Not Applicable	
Takaful Income Fund	01-Aug-21	Shariah Compliant Capital Protected Fund		Not Applicable	
Takaful Balance Fund	01-Aug-21	Shariah Compliant Balanced Fund		Not Applicable	

The yield represents the absolute return of the funds over the ten year period, where applicable

These accounting statements have been prepared in accordance with the requirements of Rule 12 of the Unit Linked Product & Fund Rules, 2015.


Omer Farooq
Chief Financial Officer


Javed Ahmed
Managing Director &
Chief Executive Officer