




**ACCOUNTING STATEMENTS OF UNIT LINKED FUNDS
(UN-AUDITED)
UNDER UNIT LINKED PRODUCT & FUND RULES, 2015
FOR THE YEAR ENDED DECEMBER 31, 2018**

JUBILEE LIFE INSURANCE COMPANY LIMITED
STATEMENT OF NET ASSETS - (UN-AUDITED)
AS AT 31 DECEMBER 2018

	MANAGED FUND	CAPITAL GROWTH FUND	MEESAQ FUND	YAQEEEN GROWTH FUND	MANAGED TAKAFUL FUND	CAPITAL GROWTH TAKAFUL FUND	TOTAL
----- (Rupees in '000) -----							
Cash and bank balances	7,216,339	1,917,985	4,470,699	292,188	1,881,470	1,658,352	17,437,033
Investments							
- Government securities	40,104,900	1,849,260	125,501	1,449,420	777,669	1,043,170	45,349,920
- Other fixed income securities	3,974,351	100,288	1,058,011	115,115	330,421	369,278	5,947,464
- Listed securities	25,176,632	15,418,286	3,293,523	167,367	912,680	2,646,636	47,615,124
	69,255,883	17,367,834	4,477,035	1,731,902	2,020,770	4,059,084	98,912,508
Interest / profit accrued	124,485	17,817	65,460	2,522	23,534	27,641	261,459
TOTAL ASSETS	76,596,707	19,303,636	9,013,194	2,026,612	3,925,774	5,745,077	116,611,000

These accounting statements have been prepared in accordance with the requirements of Rule 12 of the Unit Linked Product & Fund Rules, 2015.



Lilly R. Dossabhoy
 Chief Financial Officer


Javed Ahmed
 Managing Director &
 Chief Executive Officer

JUBILEE LIFE INSURANCE COMPANY LIMITED
STATEMENT OF CHANGES IN NET ASSETS - (UN-AUDITED)
FOR THE YEAR ENDED DECEMBER 31, 2018

	MANAGED FUND	CAPITAL GROWTH FUND	MEESAQ FUND	YAQEEEN GROWTH FUND	MANAGED TAKAFUL FUND	CAPITAL GROWTH TAKAFUL FUND	TOTAL
----- (Rupees in '000) -----							
Fund balance brought forward from previous valuation date	70,583,245	14,715,442	9,009,434	1,696,649	1,755,902	2,857,801	100,618,473
New Investments in the funds	17,828,071	10,109,433	1,675,447	499,698	2,613,973	3,804,462	36,531,084
Redemption from funds during the year	(10,082,054)	(2,911,297)	(1,587,310)	(232,245)	(417,334)	(721,286)	(15,951,526)
	7,746,017	7,198,136	88,137	267,453	2,196,639	3,083,176	20,579,558
Investment income earned during the year							
Interest / profit income	3,717,003	178,131	362,781	121,226	120,793	123,311	4,623,245
Dividend income	1,150,030	684,280	183,778	7,506	34,747	107,195	2,167,536
Tax on dividend income	(171,682)	(101,912)	(27,309)	(1,158)	(5,084)	(15,663)	(322,808)
Gain on disposal of investments	166,613	(66,634)	50,071	1,343	27,568	67,571	243,846
Increase / (decrease) in unrealized gains / (losses)	(5,410,415)	(3,008,790)	(505,849)	(32,563)	(158,905)	(402,016)	(9,518,538)
Amortization of premium	(22,828)	(452)	(1,302)	(2,660)	(2,876)	(5,689)	(35,807)
	(571,279)	(2,315,377)	62,170	91,008	16,243	(125,291)	(2,842,526)
Expenses							
Investment management charges	1,134,077	273,370	141,191	28,162	41,325	65,115	1,683,240
Other Charges	27,199	21,195	5,356	336	1,685	5,494	61,265
	1,161,276	294,565	146,547	28,498	43,010	70,609	1,744,505
Fund balance carried forward to next valuation date	76,596,707	19,303,636	9,013,194	2,026,612	3,925,774	5,745,077	116,611,000

These accounting statements have been prepared in accordance with the requirements of Rule 12 of the Unit Linked Product & Fund Rules, 2015.


Lilly R. Dossabhoy
 Chief Financial Officer


Javed Ahmed
 Managing Director &
 Chief Executive Officer

JUBILEE LIFE INSURANCE COMPANY LIMITED
STATEMENT OF INVESTMENT PERFORMANCE MEASUREMENT- (UN-AUDITED)
FOR THE YEAR ENDED DECEMBER 31, 2018

<i>The Previous Twelve Months</i>					
Full Name	Launch Date	Type of Fund	Bid Price at the beginning of the year (a)	Bid Price at the end of the year (b)	Investment Yield % (Y = b / a X 100)
Managed Growth Fund	31-Dec-96	Balanced Fund	1,091.0856	1,069.0671	-2.02%
Capital Growth Fund	28-Jul-04	Equity Fund	896.8820	795.4741	-11.31%
Meesaq Fund	27-Mar-08	Non-interest bearing Investment	1,003.0091	993.7537	-0.92%
Yaqeen Growth Fund	01-Jun-09	Capital Protected Fund	1,011.9493	1,047.5320	3.52%
Managed Growth Takaful Fund	07-Jul-15	Shariah Compliant Balanced Fund	602.3029	606.4714	0.69%
Capital Growth Takaful Fund	07-Jul-15	Shariah Compliant Equity Fund	625.0420	614.9748	-1.61%

The yield represents the absolute return of the funds for the year ended December 31, 2018.


<i>The Previous Five Years</i>					
Full Name	Launch Date	Type of Fund	Bid Price at the beginning of the period (a)	Bid Price at the end of the period (b)	Investment Yield % (Y = b / a X 100)
Managed Growth Fund	31-Dec-96	Balanced Fund	762.9900	1,069.0671	40.12%
Capital Growth Fund	28-Jul-04	Equity Fund	460.9600	795.4741	72.57%
Meesaq Fund	27-Mar-08	Non-interest bearing Investment	710.8700	993.7537	39.79%
Yaqeen Growth Fund	01-Jun-09	Capital Protected Fund	730.2600	1,047.5320	43.45%
Managed Growth Takaful Fund	07-Jul-15	Shariah Compliant Balanced Fund		Not Applicable	
Capital Growth Takaful Fund	07-Jul-15	Shariah Compliant Equity Fund		Not Applicable	

The yield represents the absolute return of the funds over the five year period, where applicable

<i>The Previous Ten Years</i>					
Full Name	Launch Date	Type of Fund	Bid Price at the beginning of the period (a)	Bid Price at the end of the period (b)	Investment Yield % (Y = b / a X 100)
Managed Growth Fund	31-Dec-96	Balanced Fund	350.5600	1,069.0671	204.96%
Capital Growth Fund	28-Jul-04	Equity Fund	159.7400	795.4741	397.98%
Meesaq Fund	27-Mar-08	Non-interest bearing Investment	440.5200	993.7537	125.59%
Yaqeen Growth Fund	01-Jun-09	Capital Protected Fund		Not Applicable	
Managed Growth Takaful Fund	07-Jul-15	Shariah Compliant Balanced Fund		Not Applicable	
Capital Growth Takaful Fund	07-Jul-15	Shariah Compliant Equity Fund		Not Applicable	

The yield represents the absolute return of the funds over the ten year period, where applicable

These accounting statements have been prepared in accordance with the requirements of Rule 12 of the Unit Linked Product & Fund Rules, 2015.


 Lilly R. Dossabhoy
 Chief Financial Officer


 Javed Ahmed
 Managing Director &
 Chief Executive Officer