

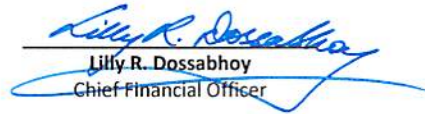


**ACCOUNTING STATEMENTS OF UNIT LINKED FUNDS
(UN-AUDITED)
UNDER UNIT LINKED PRODUCT & FUND RULES, 2015
FOR THE YEAR ENDED DECEMBER 31, 2017**

JUBILEE LIFE INSURANCE COMPANY LIMITED
STATEMENT OF NET ASSETS - (UN-AUDITED)
AS AT 31 DECEMBER 2017

	MANAGED FUND	CAPITAL GROWTH FUND	MEESAQ FUND	YAQEEEN GROWTH FUND	MANAGED TAKAFUL FUND	CAPITAL GROWTH TAKAFUL FUND	TOTAL
----- (Rupees in '000) -----							
Cash and bank balances	2,878,696	2,186,720	4,539,048	595,923	415,892	715,138	11,331,417
Investments							
- Government securities	42,445,478	1,041,004	420,010	875,243	790,936	940,058	46,512,729
- Other fixed income securities	586,006	100,020	247,398	40,008	98,274	69,773	1,141,479
- Listed securities	24,060,123	11,339,266	3,685,374	158,119	422,507	1,100,168	40,765,557
	67,091,607	12,480,290	4,352,782	1,073,370	1,311,717	2,109,999	88,419,765
Dividend receivable	27,699	13,909	10,850	159	1,213	3,458	57,288
Interest / profit accrued	585,243	34,523	106,754	27,197	27,080	29,206	810,003
TOTAL ASSETS	70,583,245	14,715,442	9,009,434	1,696,649	1,755,902	2,857,801	100,618,473

These accounting statements have been prepared in accordance with the requirements of Rule 12 of the Unit Linked Product & Fund Rules, 2015.



Lily R. Dossabhoy
 Chief Financial Officer


Javed Ahmed
 Managing Director &
 Chief Executive Officer

JUBILEE LIFE INSURANCE COMPANY LIMITED
STATEMENT OF CHANGES IN NET ASSETS - (UN-AUDITED)
FOR THE YEAR ENDED DECEMBER 31, 2017

	MANAGED FUND	CAPITAL GROWTH FUND	MEESAQ FUND	YAQEEEN GROWTH FUND	MANAGED TAKAFUL FUND	CAPITAL GROWTH TAKAFUL FUND	TOTAL
----- (Rupees in '000) -----							
Fund balance brought forward from previous valuation date	67,175,428	9,272,218	9,287,400	1,436,036	468,821	588,532	88,228,435
New Investments in the funds	17,211,745	8,742,226	1,768,384	424,128	1,457,312	2,636,933	32,240,728
Redemption from funds during the year	(9,811,324)	(1,174,069)	(1,413,870)	(179,769)	(144,757)	(206,606)	(12,930,395)
	7,400,421	7,568,157	354,514	244,359	1,312,555	2,430,327	19,310,333
Investment income earned during the year							
Interest / profit income	3,177,507	103,553	293,581	102,305	35,579	39,298	3,751,823
Dividend income	1,114,354	460,388	173,379	8,533	10,242	30,371	1,797,267
Tax on dividend income	(167,232)	(69,478)	(28,173)	(1,244)	(1,596)	(4,811)	(272,534)
Gain on disposal of investments	1,200,692	(51,478)	573,088	3,518	(5,088)	(31,647)	1,689,085
Increase / (decrease) in unrealized gains / (losses)	(8,092,766)	(2,376,706)	(1,502,835)	(61,677)	(48,692)	(167,624)	(12,250,300)
Amortization of premium	(183,868)	(2,084)	(633)	(12,401)	(1,505)	(3,340)	(203,831)
	(2,951,313)	(1,935,805)	(491,593)	39,034	(11,060)	(137,753)	(5,488,490)
Expenses							
Investment management charges	1,037,060	187,335	140,211	22,752	14,372	23,188	1,424,918
Other Charges	4,231	1,793	676	28	42	117	6,887
	1,041,291	189,128	140,887	22,780	14,414	23,305	1,431,805
Fund balance carried forward to next valuation date	70,583,245	14,715,442	9,009,434	1,696,649	1,755,902	2,857,801	100,618,473

These accounting statements have been prepared in accordance with the requirements of Rule 12 of the Unit Linked Product & Fund Rules, 2015.


Lilly R. Dossabhoy
 Chief Financial Officer


Javed Ahmed
 Managing Director &
 Chief Executive Officer

JUBILEE LIFE INSURANCE COMPANY LIMITED
STATEMENT OF INVESTMENT PERFORMANCE MEASUREMENT- (UN-AUDITED)
FOR THE YEAR ENDED DECEMBER 31, 2017

<i>The Previous Twelve Months</i>					
Full Name	Launch Date	Type of Fund	Bid Price at the beginning of the year (a)	Bid Price at the end of the year (b)	Investment Yield % (Y = b / a X 100)
Managed Growth Fund	31-Dec-96	Balanced Fund	1,155.5572	1,091.0856	-5.58%
Capital Growth Fund	28-Jul-04	Equity Fund	1,038.1610	896.8820	-13.61%
Meesaq Fund	27-Mar-08	Non-interest bearing Investment	1,075.2899	1,003.0091	-6.72%
Yaqeen Growth Fund	01-Jun-09	Capital Protected Fund	1,000.8140	1,011.9493	1.11%
Managed Takaful Fund	07-Jul-15	Shariah Compliant Balanced Fund	609.3753	602.3029	-1.16%
Capital Growth Takaful Fund	07-Jul-15	Shariah Compliant Equity Fund	667.6475	625.0420	-6.38%

The yield represents the absolute return of the funds for the year ended December 31, 2017.


<i>The Previous Five Years</i>					
Full Name	Launch Date	Type of Fund	Bid Price at the beginning of the period (a)	Bid Price at the end of the period (b)	Investment Yield % (Y = b / a X 100)
Managed Growth Fund	31-Dec-96	Balanced Fund	672.5000	1,091.0856	62.24%
Capital Growth Fund	28-Jul-04	Equity Fund	331.3800	896.8820	170.65%
Meesaq Fund	27-Mar-08	Non-interest bearing Investment	628.8100	1,003.0091	59.51%
Yaqeen Growth Fund	01-Jun-09	Capital Protected Fund	670.0300	1,011.9493	51.03%
Managed Takaful Fund	07-Jul-15	Shariah Compliant Balanced Fund		Not Applicable	
Capital Growth Takaful Fund	07-Jul-15	Shariah Compliant Equity Fund		Not Applicable	

The yield represents the absolute return of the funds over the five year period, where applicable

<i>The Previous Ten Years</i>					
Full Name	Launch Date	Type of Fund	Bid Price at the beginning of the period (a)	Bid Price at the end of the period (b)	Investment Yield % (Y = b / a X 100)
Managed Growth Fund	31-Dec-96	Balanced Fund	439.7800	1,091.0856	148.10%
Capital Growth Fund	28-Jul-04	Equity Fund	214.1400	896.8820	318.83%
Meesaq Fund	27-Mar-08	Non-interest bearing Investment		Not Applicable	
Yaqeen Growth Fund	01-Jun-09	Capital Protected Fund		Not Applicable	
Managed Takaful Fund	07-Jul-15	Shariah Compliant Balanced Fund		Not Applicable	
Capital Growth Takaful Fund	07-Jul-15	Shariah Compliant Equity Fund		Not Applicable	

The yield represents the absolute return of the funds over the ten year period, where applicable

These accounting statements have been prepared in accordance with the requirements of Rule 12 of the Unit Linked Product & Fund Rules, 2015.


 Lilly R. Dossabhoy
 Chief Financial Officer


 Javed Ahmed
 Managing Director &
 Chief Executive Officer